


Riseing Sun. JJo1.001



The 1st Man sets to the 2d Wo. & turns her
 The 1st Wo. & 2d Man do the same
 cross over & half figure
 then Right & left quite round
 The 1st Man turns 3d Wo.
 The 1st Wo. 2d Man at the same time, & then turn Partners
 The 1st Man turns the 2d Wo. & 1st Wo. 3d Man at the same time, then Partners
 Cross corners
 Right & Left with the 2d Cu. quite round.

Mother Dobney's Trenchers. JJo1.002



The 1st and 2d Cu. Hands all four a cross & Jump quite round
 Then Hands a cross all 4 back again & turn single
 The 1st Cu. cross over & half Figure at top, & turn Partners
 then Right & Left quite round, & turn your Partner twice round.

Lass of Pattie's Mill. JJo1.003

Four Hands a cross and all four turn Single
 the same back again and cast off
 Hey at each end by turns.

King's Arms. JJo1.004

The 1st Man cast down, the 2d Wo. cast up at the same time and then cast back again into their own Places
 Their Partners do the same
 The 1st Man figures round the 3d Man 1st Wo. figures round the 3d Wo. at the same time & turn her Partner
 The 1st Man figures round the 2d Man, 1st Wo figures round the 2d Wo. at the same time & turn at top
 The 1st Man foots it with the 2d Wo. & turns her
 The 1st Wo. does the same with the 2d man
 The 1st & 2d Cu. goes cross hands half round with their right hand back with their left & cast off
 The 1st and 2d Cu. right & left quite round

Cotillon. JJo1.005



A Double Dance
 Set & cast down
 Then up again
 First Man sets to the 2d Wo. & turns her
 The 2d Man the same with the 1st Wo.
 Then cross over
 And half figure
 First & 2d. Cu. foots it with their Partners & turns the We. in the Mens Place
 Then foot it to their Partners & turn in their right Places

Irish Lamentation. JJo1.006

First Man dances the Minuet Step to the 2d Wo.& turns her
 the 2d Man the same to the 1st Wo. !
 The 1st Cu. cast down & up again then cross over and half Figure
 Then right hand and left quite round and turn your Partner.

Bath Pump House. JJo1.007



The 1st Cu. cast off one Cu. and then another cu lead up the middle, set and cast off into the 2d Cu. Place
Lead your Partner down and then up and turn your Partner with both Hands, then lead thro' the bottom and t

Hare in the Corn. JJo1.008



The 1st Cu. cross over half figure at bottom
The 2d do the same
Clap to your Partner then clap sides and turn sides, till the 1st Cu. is in the 2d Cu. Places
Clap sides clap to your Partner and turn
Lead up with the 2d. Cu. and Jigg it and cast off
Lead down with the 3d Cu. Jigg it and cast up
Three Men take hands cast back to the Wall & Jigg it, the 3d Wo. do the same meet & turn single, right hand

Red Joak. JJo1.009

The 1st & 2d Cu. go Arms quite round & the 1st Cu. cast off the 1st Cu. being in the 2d Cu. Place, lead down
 Then the 1st Cu. lead thro' the 2d Cu. & cast off into the 2d Cu. Place
 The 2d Cu. go right & left with the 1st Cu. half round, which brings the 1st Cu. in their own Places
 First Man change Places with the 2d Wo. the 1st Wo. with the 2d Man. then 1st Cu. being in 2d Cu. Place, sl
 Down & up again, and cast off and turn, the 2d Cu. change Places at the same Time, and so to the End.

New Princess Royal. JJo1.010

The 1st Man Hey on the Wo. side & the 1st Wo. Hey on the Mens side
 Then the 1st Cu. Hey on their own side
 The 1st Cu. cross over two Cu. clap hands & turn the Tune out
 Then the 1st Cu. cast behind the 3d Cu. lead thro' the 2d Cu. Foot it & clap hands at top and cast off.
 (Note: Chnaged last note in bar 5 from F to G)

Lady Terfichen's Rant. JJo1.011

Lady Torphichen's Rant, aka. JJo.011

Foot it cross ways, first Cu. cross over two Cu. lead up to the top and foot a little
 Cast off one Cu. foot it and back to back, and right Hands and left with the uppermost Cu.

Andrew Kerr. JJo1.012



The 1st Cu. foot it and cast off one Cu. and turn

Foot it and cast off the 3d. Cu. and turn

Lead up to the top cast off and turn. Right hand and left with the 2d Cu.

The 1st Man foot it with the 3d Wo. and turn the 1st Wo. and 2d Man at the same time the one Man foot it w

Right Hand and left with the 3d Cu. then Hands round all six till you come into the 2d Cu. Place

True Joak. JJo1.013



The 1st Wo. leads the two 1st Men round the 2nd Wo. into their own Places and turn single.

The 1st Man leads the 2d Wo. round 2d Man into their own Places & turn single

The 1st Man turns the 2d Wo. and all four Hands round

Back to Back and right Hand and Left

Salt Fish and Dumplins. JJo1.014



The 1st Cu. cast of two Cu. and turn in the 3d Cu. Place
 Then cast up two Cu. & turn at Top
 First Cu. cross over & half figure thro' the 2d Cu.
 Then lead thro' on the Mens sides and then on the Wo. side & the 1st Man go round the 2d Man & 1st Wo. r
 The 1st Man turn 3d Wo. & 1st Wo. turn the 2d Man & turn Partners
 The 1st Man turn the 2d Wo. & the 1st Wo. the 3d Man & turn Partners
 The 1st & 2d Cu. right & left
 The 1st Cu. lead thro' the 3d. Cu. cast up & lead thro' the 2d Cu. & cast off.

Soldier Ladie. JJo1.015



The 1st Man Hay with the 3d Cu. his Partner at the same time Hey with the 2d Cu.
 The 1st Man Heys with the 2d Cu. 1st Wo at the same time Heys with the 3d Cu.
 First Cu. leads thro' the 2 & 3d Wo. & turn in the 2d Cu. Place
 First Cu. leads through the 2d & 3d Men & turns at Top
 The 1st Cu. Back to Back & cast off & turn
 The 2d Cu. do the same
 The 1st Man leads the 2d. Wo. off & turns her
 The 1st Wo. leads the 2d. Man off & turns him 1st Man cast off at the same Time

The Boyne. JJo1.016

Musical score for 'The Boyne' (JJo1.016) in G major, 2/4 time. The score consists of four staves of music. The first staff begins with a repeat sign and a trill (tr) over the first note. The melody is primarily eighth and sixteenth notes, with some quarter notes. The second and fourth staves end with repeat signs and double bar lines.

The 1st and 2d Men leads through the two we. & turn in their own Place
 The two We. does the same
 First and 2d Cu. clap hands, 1st Cu. leads through the 2d
 Then the 1st Cu. cross over and half Figure at Top.

The New Way of Wooing. JJo1.017

Musical score for 'The New Way of Wooing' (JJo1.017) in G major, 2/4 time. The score consists of six staves of music. The first two staves are simple eighth-note patterns. The third, fourth, and fifth staves feature more complex rhythmic patterns, including sixteenth-note runs and triplets. The sixth staff concludes with a final cadence and a double bar line.

The 1st Cu. cast off and lead through the 3d
 First Cu. cast off again & lead up to the Top
 The 1st and 2d Cu. foots it then Clap Hands, foot it again, clap as before, 1st Cu. cast off.

St James's Bason. JJo1.018



The 1st Cu. Gallop down the middle & up to the Top & cast of
 The 2d Cu. do the same
 The 1st man turn the 3d Wo & 1st Wo. the 2d Man & turn Partners
 The 1st Man turn the 2d Wo. & 1st Wo. 3d Man & turn Partners
 The 1st Man & 2d Wo. Foot it and turn
 The 1st Wo. & 2d Man the same
 The 1st Cu. Cross over & Figure in
 Then Right & Left.

A Trip to the Landry. JJo1.019



The 1st Man sets to the 2d Wo. & turns her
 The 1st Wo does the same with the 2d Man
 The 1st Cu. cross over and figure at Top
 The 1st & 2d Cu. Right & Left quite round
 The 1st Man turns 3d Wo. his Partner turns 2d Man at the same Time then each other with your left hands
 Then do the same at the other Corner
 The 1st Cu. leads through the 2d & 3d Wo. & turn in the 2d Cu. Place
 Then lead through the 2d & 3d Men and turn again.

White Joak. JJo1.020




The 1st Man with his Right Hand turns 2d Wo. 1st Wo. at the same time turns 2d Man with her left Hand, the
 The 1st Cu. does the same with the 3d
 The 1st Cu. cross up above the 3d, Right & Left quite round with the 2d Cu.
 The 1st & 3d Cu. Hands down abreast & all Foot it, 1st Cu. half Figures through the 3d and turn in the 2d Cu.

Athol Brays. JJo1.021



The 1st Cu. foots it & cast off
 The 1st Cu. foots it again, 1st Man casts down & then 1st Wo. casts up
 The 1st Man heys with the 2d & 3d Wo. 1st Wo. Heys the same time with 2d & 3d Men
 The 1st Man heys with 2d and 3d Men, 1st Wo. at the same time heys with 2d & 3d We.
 The 1st Man foots it with the 3d Wo. & turns her, 1st Wo. does the same at the same time with the 2d Man
 The 1st Man foots it with the 2d Wo. & turns her, 1st Wo. does the same at the same time with the 3d Man
 The 1st Cu. leads thro' the 2d and 3d Men, and turn in the 2d Cu. Place
 Then the 1st Cu. leads through the 2d & 3d We. and turn in the 2d Cu. Place.

The Craftsman. JJo1.022



The 1st Cu. takes hands & foots it with the 2d Wo.
 The 1st Cu. does the same with the 2d Man
 The 1st & 2d Cu. Hands across half round with their right Hands
 Back again with their left
 The 1st Cu. leads below the 2d Cu. & foots it
 The 1st Cu. leads through the 3d Cu.
 First Cu. Right and Left quite round with the 2d
 And turn in the 2d Cu. Place

Sweet Richard. JJo1.023



The 1st Cu. lead thro' the 2d Cu. & sett in the 2d Cu. Place, cast up & cast off
 2d Cu. do the same
 The 1st Man change Place with 2d Wo. & stand still, & their Partners change.
 The two Men cast round the two Wo. into their Places & turn, the Wo. lead between the two Men & turn at th
 The 1st Cu. lead thro' the 3d Cu. & thro' the 2d Cu.
 Right & left quite round with the 2d Cu. and turn

Holborn March. JJo1.024

The 1st Cu. set cast off and turn
 The 2d Cu. do the same
 The 1st and 2d Cu. Hands across half round the same back again
 Then the 1st Cu. cross over and Figure.

Perro. JJo1.025

The 1st Cu. set and cast off
 The same a Cu. lower
 Lead up two Cu. foot it, cast off and turn
 Lead thro' Bottom and Top cast off and turn.

Bessey Bell. JJo1.026

The musical score for 'Bessey Bell' consists of four staves of music. The key signature is one sharp (F#) and the time signature is 6/8. The melody is primarily eighth-note based, with some dotted rhythms and rests. The piece concludes with a double bar line.

Two 1st Cu. fall back and cross over and so back again to their Places
 Cross Over and figure in
 Lead thro' the 3d Cu. cast up and turn Hands.

New Pierot. JJo1.027

The musical score for 'New Pierot' consists of six staves of music. The key signature is one sharp (F#) and the time signature is common time (C). The melody is primarily quarter-note based. A trill ornament is present in the third staff. The piece concludes with a double bar line and the instruction 'D.S.' (Da Capo).

Set and cast off and cast up again, then set across and turn single.
 The 2d Cu. do the same, then all four hands round and back again.
 The two Men and two We. fall back and meet, turn hands with their Partners, then fall back again as before,
 Then Right Hand and Left.

Ragg. JJo1.028
Brekken at Branton, aka. JJo1.028



Cross over down one Cu. and turn hands then down the next Cu. the same Way and turn Hands
The Wo. turns the upper Man with one Hand, her Partner with the other,
The Man does the like at the same time,
only at the last Dancers with both Hands turn.

Black Joak. JJo1.029



Hands round, all four quite round, Hands round, all four back again,
Clap Hands with your Partner, clap Sides and Right and Left half round,
Then lead down and lead up, clap Hands with your Partner and Right & Left quite round at Top.

The Rape. JJo1.030



First Cu. clap Hands cast off and lead thro' the 3d Cu. cast up in the 2d Cu. Place, the 2d Cu. do the same.
The 1st Man change Places with the 2d Wo. the Wo. do the same,
Clap round till they come in their Places, then Right & Left then hand with the 2d & 3d Cu. till done.

The Lads of Dunce. JJo1.031

Lads of Duns, The

The 1st Cu. take Hands slip down between teh 2d. and 3d. foot it then lead back again and cast off
The 2d. Cu. does the same
The 1st Man leads out the 2d. Wo., 1st Wo. leads out the 2d. Man at the same time and then turn your Partne
The 1st abd 2d Men lead out the two We. doing the same at the same time turn your Partner as before
The 1st Man foes Back to Back or foot it with the 2d. Wo. and turn her
Their Partne
The 1st Cu. cross over and half figure thro' the 2d

Prince William. JJo1.032



The 1st Man Heys with the 2d & 3d Wo. his Partner as the same time Heys with the 2d and 3d Men
 Then Hey on your own sides
 The 1st Cu. cross over and turn
 The 2d Cu. does the same
 The 1st Man turns the 3d Wo. with his Right Hand, his Partner does the same with the 2d Man at the same T
 Do the same at the other Corner
 First Cu. leads through the 2d and 3d wo. and turn in the 2d Cu. Place
 Then lead through the 2d and 3d Men & turn again

Ratcliff Cross. JJo1.033



First Man turns 2d Wo. with his right hand, & his Partner with his left
 First Wo. turns 2d Man with her Right hand & her Partner with her left
 First Cu. cross over & half Figure at top with the 2d Cu.
 Then whole figure at botom with the 3d Cu.
 First Man turns 3d wo. & his partner 2d man then turn one another
 First wo. turns 3d man with her Right hand & her Partner turns the 2d Wo. then turns Partner
 First Man crosses over on the out side of the 3d Wo. the 1st Wo. cross over on the out side of the 2d Man
 & both cast quite round into the 2d Cu. Place
 Then the 1st Man cross on the out side of the 2d Wo. & the 1st Wo. cross over on the out side the 3d Man
 and both cast quite round into the 2d Cu. Place and turn his Partner.

Humours of Dublin. JJo1.034



The 1st Cu. cast off and cast up again, cross over an go the whole figure which will bring you to the top
 Then cast off behind the next Cu.
 Cross Hands backwards & forwards right Hand and left into your own Places
 The Tune to be Play'd twice.

Borough Fair. JJo1.035



The 1st Cu. lead down the middle cast up behind the 3d Cu. lead thro' the 2d Cu. & cast off
 The 2d Cu. do the same
 First Cu. cross half figure thro' the 2d Cu. & turn Partners in the 2d Cu. Place
 The 1st Man go Round the 3d Man & the 1st Wo. round the 2d Man then
 The 1st Man go round the 2d Man & the 1st Wo. round
 The 3d Man & turn one another in the 2d Cu. Place.

The Intrigue. JJo1.036

Musical score for 'The Intrigue' (JJo1.036) consisting of four staves of music in G major (one flat) and 3/4 time. The first staff begins with a treble clef and a common time signature. The second and fourth staves feature a trill (tr) over a half note in the final measure.

Cast off one Cu. and Hands round with the same Cu.
 Cast another Cu. and Hands round with them
 Then cross up two Cu. to the Top and lead thro' one Cu. and cast up and clap Hands and cast off.

Huzza. JJo1.037

Musical score for 'Huzza' (JJo1.037) consisting of four staves of music in G major (one flat) and 3/4 time. Each staff begins with a repeat sign (double bar line with two dots). The fourth staff ends with a repeat sign.


The 1st Cu foots it & turns
 First Cu. cross over & half figure at top
 The 1st Man goes round the 3d Man on the right hand side, 1st Wo. does the same at the same time round the
 First Cu. turns in the 2d Cu. Place
 The 1st Man figures round the 3d Wo. 1st Wo. at the same Time figures round the 2d Man and turn again in

Dusty Miller. JJo1.038



The 1st Cu. lead thro' the 2d Cu. & on the outside below the 3d Cu. & turn
 The 1st Cu. lead thro' the 3d Cu. on the outside of the 2d Cu. to the Top and turn
 The 1st Man turn the 3d Wo. as at the same time does his Partner the 2d Man, then meet & turn
 Do the same at the other Corners
 First Man foot it with the 3d Wo. as at the same time doth his Partner with the 2d Man & turn
 Do the same at the other Corners
 Then the Man Heys on the Wo's side, as at the same time doth his Partner on the Man's side
 'till they come into the 2d Cu. Place and turn

Black Mary's Hole. JJo1.039



Each strain twice. A double Dance.
 The 1st & 2 Cu. Hands a Cross quite round, the same Back again,
 The 1st Cu. whole Figure thro' the 2d Cu. the 2d Cu. figure up thro' the 1st Cu. & turn at top
 The 1st Man turn the 3d Wo. & the 1st Wo. the 2d Man & turn Partners, then do the same at the other Corner
 The 1st Man go round the 3d Wo. & the 1st Wo. round the 2d Man & meet in the middle & turn,
 The 1st Man go round 3d Man the Wo. round the 2d Wo. & turn in the 2d Cu. Place.

Red Lyon. JJo1.040



Each strain play'd twice. A double Dance
 The 1st Man & 2d Wo. meet turn S. & their hands 1st Wo. & 2d Man do the same,
 First Cu. cross over & half figure thro' 2d Cu. 1st & 2d Cu. right & left
 The 1st Man turn 2d Wo. & 1st wo. 2d Man, the turn Partners & do the same at the other Corners
 The 1st Man go round 3d Wo. then 1st Wo. round 2d Man & meet in the middle & turn,
 First Man go Round the 3d Man and the 1st Wo. round the 2d Wo. and turn in the 2d Cu. Place.

My ain Deary. JJo1.041



The 1st Cu. foots it & cast off

First Cu. foots it in the 2d Cu. Place & lead through the 3d Cu.

First Man foots it with the 3d Wo. and turns her, his Partner doing the same at the same time with the 2d Man

The 1st Cu. does the same at the other Corners

First and 2d Cu. Hands across quite round with their Right Hands & foot it

Then do the same back again with your left Hands

First Cu. foots it and turns

First and 2d Cu. Right & Left quite round.

Butter'd Pease. JJo1.042



Each strain twice.

The 1st Man and Wo. set, Foot it & turn

The 1st Man does the same with the 2d Wo. as at the same time doth his Partner with the 2d Man

First Cu. cross over below the 3d Cu.

Then slip up the middle to the Top, Foot it and cast off.

Scipio's March. JJo1.043

The first Strain twice, and the last but once, to the minuet Step.

The 1st Cu. cast off behind the 2d Cu. & cross over into the 3d Cu. Places

Then cast up again and cross over the 2d Cu. in Your own Places

The 1st Wo. cast off and go quite round the 2d Cu. into your own Place, the 1st Man follow her,

Then he casts off, she following him & lead thro the 2d Cu. Place

Mother quoth Hodge. JJo1.044

Each strain twice.

The 1st Man side with his Partner on one side

Then on the other

The Men makes their honours to his Partner the Wo. do the same

Back to Back & turn, then the Man leaves his Partner to go to the 2d Wo.

And the Wo. leaves her Partner to go to the 2d Man, 'till they get to the bottom and leave of on their own sid

(Note: F# added in 2nd bar of 2nd strain)

The Balk. JJo1.045



First Man take hands with his Partner, & lead her down the middle,
 The man go on the Wo. side, and the Wo. on the Man's,
 Then 1st Man side with Foot & Elbow, the 2d wo.
 And 1st wo. side with Foot and Elbow the 2d Man, and turn Sides to their own Places.

The Far Away Wedding. JJo1.046



The 1st Man turn his Partner quite round with both Hands, then cast off behind the 2d Cu. and Double Figure
 Then double Figure with the 3d Cu. and lead thro' the Top.
 Then cast down into the 2d Cu. Place.

Grano's March. JJo1.047

The first Strain twice the last but once.

The 1st Man cast off, & whole Figure with the 3d Cu.

Then his Partner cast off and lead thro' the 3d Cu and thro' the 2d Cu. then they are both in the 2d Cu. Place

Then the 1st Cu. cross over below the 3d Cu. and half Figure and lead up into the 2d Cu. Place, and Right

And Left quite round & turn your Partner

Drops of Brandy. JJo1.048

The 1st Man turn 2d wo. & cast off

The 2d Wo. turn the 1st Man & cast off

Then lead to the Wall & back again then take Hands all 4 quite round

The 1st Cu. lead thro' the 2d Cu. & cast off, Foot it to each other and turn Hands

Theobald's. JJo1.049



The 1st Man meet and set with the 2d Wo. and turn single, then turn her
 The 2d Cu. does the same
 Then all 4 Right Hands across half round and Left Hands back again
 Then Back to Back again with your Partner, then Right and Left quite round.

Highland Laddy. JJo1.050




The 1st Man set to the 2d Wo. foot it and turn
 The 1st Wo. and 2d Man do the same
 The 1st Cu. cross over below the 3d Cu.
 Then slip up the middle to the Top. foot it and cast off.

Cork. JJo1.053

New Way of Making Bairns, aka. JJo1.053

Open the Door to Thee, aka. JJo1.053

key sig two sharps in book



Cross over and turn hands the 2d Cu. do the same,
Then Right and Left, Jigg up and down and cast off hands and cross dance to the 2d Wo. and turn,
The other Cu. do the same.

Buncus. JJo1.054

Eight staves of musical notation in G major (two sharps) and 2/4 time. The first staff begins with a treble clef and a key signature of two sharps. The music consists of a series of eighth and sixteenth notes, with some rests and a final double bar line. A trill (tr.) is marked above a note in the fourth staff.

The first Strain is to be play'd twice, the two last but once.

The 1st Cu. cast off and figure thro' the 3d Cu. then thro' the 2d and stand in the 2d Cu. Place
First Man hey on the Wo. side, and the 1st Wo. on the Mens side

The 1st Cu. being in the 2d Cu. Place, the 1st Man leads to the 3d Wo the 1st Wo.

The 3d Man Back again clap all 4 contrary Partners and turn

Cross Corners, 1st Man lead out the 2d Wo. to the Wall, right hand and round all 6, 1st Cu. comes in 2d Cu.

Wanstead Maggot. JJo1.055

The 1st Man sett's twice to the 2d Wo. & turns Her into his own Place
 The 1st Wo. and 2d Man the same
 The 1st Man Hey's on the We.s side and into his own Place
 Then the 1st Wo. the same on the Mens side
 Then all four sett
 And Right Hand and Left once round.

Hobby Horse. JJo1.056

First Man turn the 2d Wo. the 2d Man turn the 1st Wo.
 Men lead between the Wo. & cast into their own Places, & Gallop, then take double Hands, & turn till the 1st
 The Wo. doing so, and change Places at the same time,
 The Wo. lead thro' the Men as before, & turn their own, and Gallop.
 Each Strain is to be play'd twice over.

Molly's Hoop. JJo1.057

Each Strain to be play'd twice over

Lead up all, the 1st Man change Places with the 2d Man and lead out, then lead in the 1st Wo. doing the same

Then the Men and We. fall back, then meet and foot it, then the 2d Cu. being in the 1st Place cast off,

Then fall back and foot it as before,

Then all take Hands & dance round 1st Cu. fall in 2d Cu. Place.

Bath Medley. JJo1.058

The 1st Man cast down, the 2d Wo. cast up at the same time,

Then cast back again into your own Places

First Wo. & 2d Man does the same

First Man change Places with the 2d Wo. 1st Wo. does the same with the 2d Man,

All four go round to your own Places

First & 2d Man sets to their Partners Right and Left half round.

Roger's Wish. JJo1.059

The musical score for 'Roger's Wish' is presented in seven staves. The first three staves are in G major (one sharp) and 4/4 time. The fourth staff is in A major (two sharps) and 3/4 time, labeled 'Minuet'. The fifth and sixth staves are in A major and 3/4 time. The seventh staff is in A major and 3/4 time. The score includes various musical notations such as treble clefs, time signatures, key signatures, and ornaments (tr).

The 1st Cu. Back to Back with 2d Cu. & turn
 The 2d Cu. do the same with the 1st Cu.
 The 1st Cu. cross over and half Figure thro' the 2d Cu. & turn
 Lead thro' the 3d Cu. & Cast up in the 2d Cu. Place & turn
 The 1st Man & 2d Wo. Dance the Minuet step
 First Wo. & 2d Man do the same
 The 1st & 2d Cu. Hands round into their Places
 The 1st Man lead his Partner round into the 2d Cu. Place.
 Note. Each Strain is to be play'd twice over.

Young's Wisdom. JJo1.060



The 1st Cu. Hey the Man on the Wo. side & the Wo. on the Mans
 Then Hey on their own sides
 The 1st Cu. cross over and half Figure through the 2d Cu.
 Then Right and Left with the 2d Cu.

Gallaway Tom. JJo1.061



First Man turn his Partner round & Foot it, clap Hands twice & cast of in 2d Cu. Place
 Then do the same & cast off into 3d Cu. Place
 Lead thro' the 3d Cu. & turn single then lead thro' the 2d Cu. turn single & set
 First Cu. take Hands & slip one step down & one back again then cast off and turn

Lads of Leath. JJo1.062



Each strain twice

The 1st Cu. Ballance, or sett twice & cast down in the 2d Cu. Place

Then Ballance again & cast down below the 3d Cu

Then lead through the 3d Cu

Pass on the outside the 2d Cu. into Your own Place

Then right Hand and Left & turn Partners

Scotch Contention. JJo1.063



The 1st Cu. lead thro' the 2d Cu. and cast up again,

Then the 1st Wo. turn 2d Man, then cross over below the 2d cu.

Then below the 3d Cu. and lead through both Cu. & cast off,

Then the Wo. fall back & the Men follow them & turn single,

Then Men fall back & the Wo. follow them & turn single clap Hands Side, then all 4 single,

Then clap Hands with your Partners, and cast off.

Welch March. JJo1.064



The 1st Man turn the 2d Wo. with his Right Hand and his Partner with his Left,
 The 1st Cu. slip thro' the 2d into their own Places
 Then the 1st and 2d Cu. Set all four and turn single & turn their Partners
 The 1st Cu. cast off two Cu. & lead quite thro' the top into the 2d Cu. Places
 Then they Hands all six quite round and the 1st Cu. lead thro' the top, & all turn single

Bonny Lass. JJo1.065

Fox and Geese, aka. JJo1.065



The two 1st Men dance round Partners 1st Man lead his Partner thro' the 2d Cu.
 The two 1st We. Figure round the Men Then 1st Wo. lead her Partner thro'
 The 1st Man set to the 2d Wo. & turn single the 1st Wo. set to 2d Man 1st Cu. cast off
 First Man takes his Partner & draws her quite round 3d Cu. & round 2d

Wedding Day. JJo1.066



Each strain twice
 The 1st Man turn his Partner, then both cast off & take Hands round
 The 2d do the same
 Then the 1st Cu. cross over & go the Figure of 8 between the 2d Cu. into the 2d Cu. Place
 Then Right & Left with the 2d Cu.

Billy King's Bass Minuet. JJo1.067

The first strain twice, the second but once and end with the 1st strain
(Minuet step)

The 1st Cu. go hands across half round with the 2d Cu., and lead thro' the 3d Cu. and cast up
Then hands across half round with the 3d Cu., and cast up to the top
The 1st and 2d Cu. take hands and go quite round,
Then the 1st Cu. cast off in the 2d Cu. place.

Weston's Maggot. JJo1.068

Note. The Tune is to be play'd quite through, & repeat.

The 1st Cu. lead up, and the 2d Cu. lead down at the same Time

Then the Men lead out and in, The We. do the same at the same Time, and turn all four single
Then Hands all four quite round and cast off, then right and left quite round.

Box and Dice. JJo1.069

The first strain twice and the last but once
 The 1st Cu. set and cast off, clap hands and turn sides
 The 2d. Cu. do the same
 Then 1st Cu. turn the 2d. Cu. across and turn Partners
 The 1st Man change Places with the 2d. Wo. and the 1st Wo. with the 2d. Man
 Then all 4 set and turn single
 Then right and left half round then set and cast off

Shak her Weel. JJo1.070

Each strain twice.
 The 1st Cu. clap hands cast of and Jigg it
 Then clap hands and cast up and Jigg it, the 1st Cu. Figure on the contrary sides, meet in the Middle,
 and turn partners quite round
 Then sides, and the 1st Cu. slip the 2d Cu. below them, then foot it and cast off


Border Reel. JJo1.071



Each strain twice.

The two 1st Men whole Figre round their partners, then the 1st Man lead his partner thro' the 2d Cu .
 The two 1st We. Figure round the Men, and the Wo. lead her partner thro'
 The 1st Man sett to the 2d Wo. and turn single,
 The 1st Wo. sett to the 2d Man, and 1st Cu. cast off
 The 1st Man takes his partner by both hands, and draws her quite round the 3d Cu. and round the 2d Cu.

Poyntin's Maggot. JJo1.072



Each strain twice.

The 1st Cu. take both hands, the 2d Cu. do the same, and go round in each others places
 The same back again
 The 1st Man change place with the 2d Wo. the 2d Man with the 1st Wo. and all four turn single
 Hands across and turn quite round, then 1st Cu. turn proper

St. Patrick's Day. JJo1.073

The musical notation for 'St. Patrick's Day' consists of six staves of music in G major (one sharp) and 6/8 time. The first two staves are the main melody, each ending with a repeat sign. The third staff is a first ending, starting with a repeat sign and ending with a double bar line. The fourth staff is a second ending, also starting with a repeat sign and ending with a double bar line. The fifth and sixth staves are the main melody again, with the sixth staff ending with a repeat sign.

Cast off one Cu. and turn
 Cast up again and turn
 Cross over two Cu.
 Lead up to the top, foot it and cast off.

Christmas Gambol. JJo1.074

The musical notation for 'Christmas Gambol' consists of four staves of music in B-flat major (two flats) and 4/4 time. The first two staves are the main melody, each ending with a repeat sign. The third staff is a first ending, starting with a repeat sign and ending with a double bar line. The fourth staff is a second ending, also starting with a repeat sign and ending with a double bar line.

First Man set and turn the 2d. Wo.
 First Wo. the same with the 2d. Man
 Cross over and turn hands and round with the top Cu.
 Set Corners and turn
 The other corners the same
 Half figure thro' the Man's side, lead thro' the Wo.s and turn it out

My Own Whim. JJo1.075

Musical score for 'My Own Whim' (JJo1.075). The score is written in treble clef with a key signature of two sharps (F# and C#) and a 12/8 time signature. It consists of four staves of music. The first staff begins with a treble clef, a key signature of two sharps, and a 12/8 time signature. The music is a single melodic line. The second staff continues the melody. The third staff begins with a repeat sign and continues the melody. The fourth staff ends with a double bar line and the marking 'D.C.' (Da Capo).

First and 2d. Cu. Right hands across
 Left hands back again
 Cast off and turn
 Right and Left at top

Trip to Parnassus. JJo1.076

Musical score for 'Trip to Parnassus' (JJo1.076). The score is written in treble clef with a key signature of two flats (Bb and Eb) and a 2/4 time signature. It consists of six staves of music. The first staff begins with a treble clef, a key signature of two flats, and a 2/4 time signature. The music is a single melodic line. The second staff continues the melody. The third staff begins with a repeat sign and continues the melody, ending with a trill marked 'tr'. The fourth staff continues the melody. The fifth staff continues the melody. The sixth staff ends with a double bar line.

First Man turn the 2d. Wo. with his right hand, his Partner with his left
 His Partner the same
 Cross over two Cu. lead up and cast off
 Hands 6 round and right and left at top.

Mother Douglas's Dirge (Delight) . JJo1.077

The musical score for 'Mother Douglas's Dirge (Delight)' consists of four staves of music in G minor (three flats) and common time. The first staff features a melodic line with a fermata over the second measure. The second staff continues the melody with a repeat sign and a first ending. The third and fourth staves provide a rhythmic accompaniment, with the third staff including a trill (tr) and a repeat sign. The fourth staff concludes with a repeat sign.

The first strain once, the last twice
 First Cu. cast off very slow and clap hands once at top, hands once,
 Cast up again and clap hands once at top, hands round very slow
 Then cast off one Cu. brisk, cast off again below the 3d. Cu.
 Lease to the top and cast off
 Hands 4 round with the 3d. Cu. and right and left at top

Mum Chance. JJo1.078

The musical score for 'Mum Chance' consists of four staves of music in G minor (three flats) and 6/8 time. The first staff begins with a key signature change to one flat (F minor) and a common time signature change to 6/8. The second staff continues the melody with a repeat sign and a first ending. The third and fourth staves provide a rhythmic accompaniment, with the fourth staff concluding with a repeat sign.

First Cu. cast off and turn 2d. Cu.
 The same 1st Cu. lead down, up again and cast off and right and left at top

Trip to the Bagno. JJo1.081



First Cu. cast off two Cu.
 Lead to the top and cast off
 Lead thro' the 3d. Cu cast up and turn
 Right and Left with the top Cu.

Dainty Davy. JJo1.082



First Cu. foot to the Wo. and turn all three
 The same to the Man
 Gallop down one Cu. up again and cast off
 The 2d. Cu. gallop down one Cu. up again and cast off
 The first Cu. cast off one Cu. and turn
 Up again and turn
 Cross over half figure
 Right hands and Left at top

Mrs Garrick's Delight. JJo1.083

First and 2d. Cu. set and half right and left
 The same back again
 First Cu. cast off, lead thro' the 3d. Cu. cast up and turn
 Foot it 4 times and right and left at top

Le Bon Compagnion. JJo1.084

First Cu. cast off and right hands across round with the 3d. Cu.
 Cast up again and left hands round at top
 First Cu. lead down up again and cast off
 Foot it and right and left at top

Day's Whim. JJo1.085



First Strain twice, last but once.
 The 1st Man turns the 2d Wo. with his Right Hand
 First Wo. does the same with the 2d Man
 The 1st Cu. cross over and half figure at Top
 The 1st and 2d Cu. Hands across half round with their Right Hands
 Back again with their Left
 First and 2d Cu. Right and Left all round.

Hyde Park Corner. JJo1.086

The 1st Cu. Jigg it and cast off behind 2d Cu.
 Then Jigg it the same behind the 3d Cu.
 Then lead up to the Top and turn Hands behind the 1st Cu.
 And jigg it to the End of the Tune.
 (Note: Added c# to second to last bar to match first half)

Fairly Shut of Her. JJo1.087

The musical score for 'Fairly Shut of Her. JJo1.087' consists of six staves of music in G major (one sharp) and 6/4 time. The melody is primarily composed of quarter and eighth notes, with some sixteenth-note passages in the lower staves. The piece concludes with a double bar line.

The 1st Man foot to the 2d Wo. and turn hands, the 1st Wo. do the same to the 2d Man
 The 1st Cu. cast off and set again, cast off behind the 3d Cu. and set, then the same to the Top
 The 1st Cu. go the whole Figure with the 2d Cu. then gallop down and up, and cast off in the 3d Cu. Place

Sulters of Selkirke. JJo1.088

Souter's o' Selkirk

The musical score for 'Sulters of Selkirke. JJo1.088' consists of four staves of music in G major (one sharp) and 9/4 time. The melody features a mix of quarter, eighth, and sixteenth notes, with several trills (tr) marked above notes in the later staves. The piece ends with a double bar line.


The 1st Cu. lead off behind the 2d Cu. and go the figure of 8, till they come to their own Places,
 Then 2d Cu. cast up and go the Figure till they come in their own Places,
 The two Men take Hands and lead thro' and then go about their own Partners into their own Places,
 The 1st Cu take Hands and lead thro' below the 2d Cu. and cast up again,
 The two We. lead thro' between the two Men, then the 1st Cu. cast below 2d Cu. lead thro', and cast off again

Old Oxford. JJo1.089
 Old Mother Oxford, aka. JJo1.089



The 1st Man clap Hands with his Partner and foot it with your Partner and cast off
 Being in 2d Cu. Place, the 1st Cu. does the same and cast off
 Then the 1st Man turn the 3d Wo. and the 1st Wo. the 2d Man, then his own Partner
 The 1st Man turn the 2d Wo. 1st Wo. 3d Man, and turn Partners.

Love and a Bottle. JJo1.090



The 1st Man take the 2d Man by the Hands and turn round into their own Places again
 Then lead thro' between the two We. into their own Places again
 The We. doing the like after
 Then the 1st Cu. cast off below the 2d Cu. and go Back to Back,
 And lead up between the lower Cu. on th outside of the 1st Cu. set to your Partner and cast off into the 2d Cu.

A Trip to Short's. JJo1.091

The musical notation for 'A Trip to Short's' consists of four staves of music in G major and 6/8 time. The first staff begins with a treble clef, a key signature of one sharp (F#), and a 6/8 time signature. The melody is written in a single line. The second staff continues the melody. The third staff continues the melody. The fourth staff continues the melody and ends with a trill (tr) over the final note.

The 1st Cu. Gallop down the middle and up to the Top and cast of and turn
 Then the 2d Cu. do the same
 The 1st Cu. cross over and half Figure and turn
 Then Right & Left.

Running Footman. JJo1.092

The musical notation for 'Running Footman' consists of four staves of music in G major and 6/8 time. The first staff begins with a treble clef, a key signature of one sharp (F#), and a 6/8 time signature. The melody is written in a single line. The second staff continues the melody. The third staff continues the melody. The fourth staff continues the melody and ends with a repeat sign.

The 1st Man Heys with the 2d and 3d Wo. his Partner at the same time Heys with the 2d & 3d Man
 Then Hey on your own Sides
 First Cu. cross over below the 2d Cu. and then below the 3d
 First Cu. leads up the middle to the Top, foot it and cast off.

Trusty Dick or.. . JJo1.093
The King Shall Enjoy his Own. JJo1.093



Each strain twice.
The 1st Cu. clap Hands and cast off and turn
The 2d Cu. do the same,
Then the 1st Cu. Cross over and single figure
Then Right and Left quite round

Nutkin's March. JJo1.094



Each Strain twice. A double Dance.
The 1st & 2d Man lead thro' & go round the 1st & 2d Wo. & turn, & 1st Man leave off in 2d Mans place,
First Man & 2d Wo. do the same, 1st Man turn 3d Wo. & 1st Wo. 2d man & turn Partners
Then do the same at the other Corners,
First Cu. Back to back the Man turn the 2d Man the Wo. turn the 2d Wo.
First Cu. Back with 2d Cu. & turn Partners, 1st Man go round 3d Wo. & 1st Wo. round 2d Man,
Then meet in the middle & turn,
Then the 1st Man go round the 3d Man and 1st Wo. round the 2d Wo. & turn in the 2d Cu Place.

Tom's Maggot. JJo1.095

Each strain play'd twice. A double Dance.
 The 1st Cu. cast of behind the 2d Cu. & then 3d Cu. then cast up again to the Top,
 The 1st Cu. whole figure thro' the 2d Cu.
 The 2d Cu. do the same, the 1st Man & 2d wo. meet & turn S. then turn Hands,
 The 1st Wo. & 2d Man the same,
 The 1st Cu. lead down behind 2d Cu. then behind 3d Cu. & turn, then lead through to the Top,
 Then cast of and turn in the 2d Cu. Places

Silly Old Man. JJo1.096

The 1st Man & 2d. Wo. clap Hands with each other & turn single, then right & left half round
 The other Cu. do the same
 Then cross over and half Figure
 Then lead thro' the Bottom and thro' the Top, cast off and turn

Molly Mogg. JJo1.097



The 1st Strain to be play'd twice, the last once, and from the Repeat (may mean the pause).

The 1st Cu. go the whole figure thro' the 2d Cu. then cast off and lead within side of the 3d Cu. and cast up i

The 1st Cu. take both hands and go half round and back again, then cross over and half figure, then all four q

Swallowfield Boys. JJo1.098



The 1st Man go Back to Back, with the 2d Wo.

Then cast off and lead within side of the 3d Cu. and cast up into the 2d Cu Place

Then lead up thro' the 2d Cu. and cast off

Then Right and Left Hands round and set to your Partner and cast off

Barley Straw. JJo1.099

The 1st and 2d Cu. set across and turn all 4 round single
 Then set again and turn to your own Places
 Then cross below the 2d Cu. and up again to your own Places
 The 1st Man change Places with the 2d Wo. and the 1st Wo. with the 2d Man,
 Then Hands half round and cast off.

London Hornpipe. JJo1.100

The 1st Cu. lead forward and back again,
 Lead thro' the 2d Cu. cast up into your own Places and cast down again
 First Cu. lead down and up again leading thro' the 2d Cu. cast down and up again
 The 1st and 2d. Men double figure on the Wo. side, the 1st Man casting down into the 2d Man's Place
 The two Wo. do the same on the Mens side the 1st Wo. casting down.

Sweetbread Sally. JJo1.101



The two 1st Men make two Hops on their own sides, the two 1st We. do the same at the same time
 Then all four turn single, and Back to Back to your Partners, then all four turn single
 Then the 1st Cu. cross over and lead the 2d Cu. to the Wall
 Then Right and Left quite round
 And so forward to the End.

Past One a Clock. JJo1.102




The 1st Man turn the 2d Wo.
 Then the 2d Man turn the 1st Wo.
 Then the 1st Cu. cast off and lead thro' the 3d Cu. and cast up into the 2d Cu. Place and turn Hands
 Then lead thro' the 2d Cu. and cast off, and Right and Left quite round

Raising the Dead. JJo1.103



First all four hands half round and turn single, then quite round and turn single, to the Bass play'd twice.
 The 1st Cu. lead between the 3d Cu. and up again, and cast of,
 Then sett and cast up, and cross over below the 3d Cu. and lead up the Middle, then cast off and turn your pa

Provident Damsel. JJo1.104



Each strain twice.


The 1st Cu. cross over, and Meet behind the 2d Cu.

Then cast up and back to back with your own

All four sett, turn single, give three Jumps (with the time of the tune)

Then cast off, and figure into the 2d Cu. place :|

Weavers Hornpipe. JJo1.105



Each strain twice.

The 1st Cu. lead forward and back again, then lead through the 2d Cu. and cast up in your own places,

Then cast down again

The 1st Cu. lead down and up again, then leading thro' the 2d Cu. cast down and up again

Then 1st and 2d Men double figure on the We. side, the 1st Man casting down into the 2d Mans place

Then the two We. do the same on the Mens side, then the 1st Wo. casting down

The Old Captain. JJo1.106




First four go back from your partners, and meet again,
 First Man and 2d Wo. change places, 1st Wo. and 2d Man change, then change both with your own
 As much with the next, and so to all
 First four take hands and go round, 1st Cu. meet, slip down between the 2d, and turn S.
 Do thus to the last, the rest following
 First two Men hands and change places, We. as much, take right hands across and go round
 Do thus to the last, the rest following

Butchers Hornpipe. JJo1.107



Each strain twice.
 The 1st and 2d Cu. take hands and go half round, the 1st Cu. go the half round again, with the 2d Cu.
 (the 2d Cu. at the same time turn one another into their own places)
 Then 1st Cu. lead up to the top, then sett and cast off.
 Then 1st Cu. lead down the Middle thro' the 3d Cu. and lead up again thro' the 2d, and cast off into the 2d C


Ld. Albermarle's Delight. JJo1.108



The 1st Man sets to the 2d. Wo. and turns her
 The 1st Wo. does the same
 Cross over quite round the 2d. Cu.
 Gallop down and up again, foot it and cast off

Hay My Nanny. JJo1.065

Hey My Nanny O, aka. JJo1.065



The 1st Cu. dance the Hey with the 2d Wo, and turn
 Then the 2d Cu. dance the Hey with the 1st Man and turn
 Then the two 1st Men lead thro' the two 1st We. and take Hands and Jigg it
 Then Right and Left quite round and turn your Partner

O'er Boggie. JJo1.110



The 1st Cu. leads thro' the 2d Cu. and foots it with the 2d Wo.
 First Cu. does the same with the 2d Man
 First and 2d Cu. Hands across half round with their right hands
 Back again with their Left
 First Cu. cast off behind the 2d Cu. and foot it
 First Cu. lead thro' the 3d Cu
 First Cu. Right an Left quite round with the 2d
 And turn in the 2d Cu. Place

Blowzabella. JJo1.111

The musical score for 'Blowzabella. JJo1.111' consists of five staves of music. The key signature is one sharp (F#) and the time signature is 6/8. The melody is primarily eighth and sixteenth notes, with some dotted rhythms and rests. The piece concludes with a double bar line.

The 1st Cu. foot it and cast off
 First Cu. foot it again and cast off below the 3d Cu.
 First Cu. leads up to the Top and cast off
 First Cu. leads thro' the 3d Cu.
 First Cu. turn hands
 First Cu. turn back again
 The 1st Cu. foot it
 And then clap hands
 The 1st Man double figures thro' the 3d Cu. 1st Wo. at the same time double figure thro' the 2d Cu.

Tunbridge Frisk. JJo1.112

The musical score for 'Tunbridge Frisk. JJo1.112' consists of four staves of music. The key signature is one sharp (F#) and the time signature is C major. The melody is primarily eighth and sixteenth notes, with some dotted rhythms and rests. The piece concludes with a double bar line.

First and 2d Cu. foot it and turn,
 Then 1st and 2d Men foot it and turn,
 Two We. do the same, 1st Man cast off two Cu. 1st Wo. cast off one Cu. and cast up again,
 Foot it and turn in the 2d Cu. Place.


Lass Trumponey. JJo1.113

First Man turn the 2d Wo. and cast off the 2d Wo. turn the 1st Man and cast off
 Lead to the Wall back again, all 4 take Hands and go quite round
 The 1st Cu. lead thro' 2d Cu. and cast off, and foot it to each other, then turn Hands

Old Way's Best. JJo1.114

The 1st Man and 2d Wo. go back and clap, the 1st Man cast down, 2d Wo. cast up at the same time
 Second Man and 1st Wo. the same
 First Cu. lead thro' 2d Cu. right and left half round
 First Cu. lead thro' 3d Cu. and turn in 2d Cu. Place
 First Cu. hands round with 2d and 3d We. and foot it
 Do the same with 2d and 3d Men
 First Man cross over below 3d Wo. 1st Wo. the same time cross up above 2d Man and both cast into 2d Cu. I
 First Man cross 2d Wo. 1st Wo. the same below 3d Man

Hambleton's Rant. JJo1.115



The two Men take hands and fall back then meet their Partners and turn S. the two We. doing the like afterwa
All four take Hands & go half round and turn S. then half round and back again
Then the double figure and the 1st Cu. lead down the middle.

Hugh Hopley. JJo1.065

Tom Wells' Jig, aka. JJo1.065



The 1st Cu. sett each right Elbows to one another and then their left Elbows, and cast off,
Then lead through the 3d Cu. cast up and clap hands,
Then the 1st Man hey with the 2d Cu. and 1st Wo. with the 3d Cu. at the same Time,
Then right and left with the 2d Cu. quite round.

Children in the Wood. JJo1.117

Very Slow

Very Quick

The first Strain once, the Second twice.
The 1st Cu. make their Honours & hold their Handkerchiefs to their Eyes as if Crying,
The 2d Man & 2d Wo. do the same at the same time,
Then the same to their Partners again, till the slow Part is Play'd,
Then the 1st Cu cross over and half Figure thro' the 2d Cu. Right and Left all four round.

Mac Forset's Farewell. JJo1.118



Each strain twice

The 1st Cu. cast off & lead up all 4 with the 2d Cu

The 2d Cu. does the same

The 1st Man turn the 2d Wo

And the 1st Wo. the 2d Man

Then cross over and go the Figure thro' the 2d Cu. the 2d Cu. being in the 1st Cu. Place,

Meet & sett, cast off, then the 1st Cu. cast off and begin again.

Sandy Laddy. JJo1.119



The first Man set to the 2d Wo. turn single

The first Wo. & 2d man do the same

Hands round all four and turn single Back to Back and right hand and left

Half round

Green Sleeves. JJo1.120

The musical score for 'Green Sleeves' is written in 6/4 time. It consists of four staves of music. The first staff begins with a treble clef and a key signature of one sharp (F#). The melody is composed of eighth and quarter notes. The second staff continues the melody, ending with a sharp sign on the final note. The third and fourth staves provide a harmonic accompaniment, with the third staff starting on a higher pitch and the fourth staff on a lower pitch, both using a key signature of one sharp.

(Note: F# added as upbeat to second strain)

The 1st Cu. set and cast off then set and cast off two Cu.

The the same to their Places again

The 1st Man whole figure with the 3d. Cu. and the Wo. with the 2d. Cu.

Then the 1st Man whole figure with the 2d. Cu. and the Wo. with the 3d. Cu.

The First Of August. JJo1.121

The musical score for 'The First Of August' is written in 2/2 time. It consists of three staves of music. The first staff begins with a treble clef and a key signature of two sharps (D major). The melody is composed of quarter and eighth notes. The second and third staves provide a harmonic accompaniment, with the second staff starting on a higher pitch and the third staff on a lower pitch, both using a key signature of two sharps.

Note: Each strain twice.

The 1st Cu. clap and cast off

Then clap & cast up

The 1st Man goes of the outside the 3d Wo. and the 1st Wo. off the Inside the 2d Wo. at the same time,

Then 1st Man cast up behind the 3d Man & the 1st Wo. cast off behind the 2d Wo. at the same time

Then right and left with the 2d Cu. quite round and turn your Partner

Drown Drowth. JJo1.122



Each strain twice.

The 1st and 2d Cu. set all four and turn single

Then both Cu. Back to back with their Partners

Then the 1st Cu. cross over and turn, and the 2d Cu. cast off and turn

Then hands all four quite round, and each turn their Partner

Better Day Better Deed. JJo1.123



The 1st Man go with in _side of the 2d Man,

Then go round about him, and stand below the 3d Man

Then the 1st Wo. do the same

The 1st Cu. being below the 3d Cu. cross over above the 3d Cu. and so above the 2d Cu. into their own Place

The 1st Man take hands with his partner, and lead down the 2d Cu. then lead up again into your own places &

Dirlenton Green. JJo1.124



Cross over behind the 2d Cu. then the 1st Man and 2d Wo. lead thro' the 2d Cu. and cast off into their Places

Then the 2d Man and 2d Wo. do the same

The 1st Man and 1st Wo. take both hands, and slide down the Middle and foot it,

Then slide up the Middle and foot it, then cast off, and go the whole Figure with the 2d Cu

The Scoulding Pair. JJo1.125

The musical notation for 'The Scoulding Pair' consists of four staves of music in G major (one sharp) and 6/8 time. The first staff begins with a treble clef and a key signature of one sharp. The second and third staves begin with a repeat sign. The fourth staff ends with a double bar line and repeat dots.

Each strain twice.

The 1st Man sides to the 2d Wo. and turns her with his right hand, then your partner with your left hand;
Then your Partner does the same
Then cross over and figure in, and right and left quite round,
Then single figure at top, and right and left quite round with the 3d Cu.

Tray Ace. JJo1.126

The musical notation for 'Tray Ace' consists of two staves of music in G major (one sharp) and 4/4 time. The first staff begins with a treble clef and a key signature of one sharp. The second staff begins with a repeat sign and ends with a double bar line and repeat dots.

Each strain twice.

The 1st Cu. whole figure round the 2d Cu
Then sett all four and turn single and back to back Partners
The 1st Cu. clap hands, 2d Cu. do the same at the same time,
Then all four clap sides and 1st Cu. cast off
Then right and left quite round with the 3d Cu. and turn your Partner the Tune out.

The Reel of Glamis. JJo1.127

The musical notation for 'The Reel of Glamis' consists of two staves of music in G major (one sharp) and 4/4 time. The first staff begins with a treble clef and a key signature of one sharp. The second staff begins with a repeat sign and ends with a double bar line and repeat dots.

Each Strain Twice

The 1st Man turns the 2d Wo. and fall back and turn S. then 1st Wo. sett to the 2d Man, and fall back and turn
The 1st Man change places with the 2d Wo. then 1st Wo. change places with the 2d Man, then all four meet
Then the 1st Cu. being in the 2d Cu. place, lead thro' and cast off.

Willy Wilkey. JJo1.128



The 1st Man sett to his own, and cross over, with the 2d Wo. 1st and 2d Wo. sett and cross over, and change
 First and 2d Man take hands and lead between 1st and 2d Wo. and come into their places again;
 All four clap and go into their places again,
 First and 2d Wo. take hands and lead between the 1st and 2d Men in their own places again;
 All 4 clap, and go half round in their places again, the rest doing the same.

Ratling Roaring Willy. JJo1.129



The 1st Man go the Hey between the 2d and 3d Men in to the 4th Man's place,
 First Wo. do the same as the 1st Man did,
 First Man back to back with his own Wo. and cast up in 2d place;
 Then 1st Man cross over into 2d Wo. place, and 2d Wo. at the same time cross over in 1st Mans place,
 Meet and sett, case of in 2d Cu. place, go half figure in 2d Cu. place so turn their own the rest doing the like

The Widdow Lady. JJo1.130



Each strain twice.

The 1st and 2d Cu. back to back and turn partners

The 1st Cu. go the hey with the 3d Cu.

The 1st Cu. sett, 1st Man cast of, the 1st Wo. at the same time cast up to the top,

Then take each hands with the 2d and 3d Cu. and go half round

The 1st Cu. meet in the Middle and turn half round,

Take hands with the contrary Cu. and go half round, which brings the 1st Cu. into the 2d Cu. places.

New Hanover Square. JJo1.131



Each strain twice.


The 1st Cu. go with inside the 2d Cu. then on the outside of the 3d Cu. and lead up to the top, and cast off;

The 2d Cu. do the same

The 1st and 2d Man sett to their partners, and take hands to go quite round,

And lead between the 2d Cu. and cast up, then right and left hands half round

The Rippels. JJo1.132



Each strain twice.
 First Cu. cross over and turn
 Then cross
 back again and turn
 Then the 1st Cu. foots it and turns
 Then 1st Cu. cross over and half figure at top.

A Trip to Wimbledon. JJo1.133



Each strain twice.
 The 1st Man cast off below the 2d Man the 2d Wo. cast up at the same time and turn 2d Man
 Then 1st Wo. and 2d Man do the same
 The 1st Man change place with the 2d Wo. and the 1st Wo. with the 2d Man and follow quite round and cast
 Then lead through 3d Cu. right and left quite round with the 3d Cu. and turn partners.

The Red Ribbon. JJo1.134

Each strain twice.

The 1st Cu. cross over and turn hands round all four, and back again with 3d Cu. in 2d Cu. place

The 2d Cu. do the same

The 1st Cu. being at top cross over and turn hand sides half round, and back again into the 2d Cu. place

The other two do the same, which brings them into the 2d Cu. place, the 1st Cu. cast off

The Namure. JJo1.135

Each strain twice.

The 1st Cu. joyn left hands, then right hands across, turning twice round, and lead thro' 3d Cu. and cast up in

Then lead thro' the top Cu. and cast down and turn partners

Then all four hands round with the top Cu. and turn partners

Then all four hands round with the bottom Cu. and turn partners

The Surly. JJo1.136



Each strain twice.

The 1st Cu. lead up, and the 2d Cu. lead down at the same time

Then the 1st Wo. turn 2d Man

First and 2d Cu. hands quite round, and the two Men fall back to the Wall, the two We. fall back at the same

Then right and left half round in 2d Cu. place

Ross Meor. JJo1.137

Each strain twice.

The 1st and 2d Men lead thro' the two We. the We. lead thro' the Men, and all turn S.

The 1st Cu. whole Figure thro' the 2d Cu. and sett and cast off

Cross over round 3d Cu. lead thro' the top and turn your partner

Then lead thro' the 3d Cu. and thro' the 2d Cu. right and left with the 3d Cu

Black as a Cole. JJo1.138

The musical score for 'Black as a Cole' is written in treble clef with a key signature of one sharp (F#) and a time signature of 9/8. It consists of four staves of music. The first staff begins with a repeat sign and contains a melody of eighth and quarter notes. The second and third staves feature a rhythmic accompaniment of eighth notes. The fourth staff continues the melody with a repeat sign at the end.

Each strain twice.

The 1st Cu. turn sett and cast down

Then turn sett and cast up again

The 1st Man takes hands with the 3d Cu. the 1st Wo. take hands with the 2d Cu and turn 'em half round, then

The 1st Man turn the 2d Cu.. the 1st Wo. the 3d Cu. half round, and turn partners

New Dutch Skipper. JJo1.139

The musical score for 'New Dutch Skipper' is written in treble clef with a key signature of one sharp (F#) and a time signature of 4/4. It consists of four staves of music. The first staff begins with a repeat sign and contains a melody of quarter and eighth notes. The second staff continues the melody. The third and fourth staves feature a rhythmic accompaniment of quarter notes.

The 1st two Men take Hands & Jump then change Places with their two Women

Then 1st Cu. cast of & change Places again then 2d Cu. cast off

Hands half round then clap hands and Jump with your Partner and turn all four single

Then lead up abreast dance round and cast off into their own Places.

Berks of Abergelde. JJo1.140

Each strain twice

The two 1st Cu. take Hands & go all 4 quite round,

Then the 1st Man goes back to back with the 2d Wo.

Then all 4 Hands quite round back again, the 1st Wo. & 2d Man goes back to back,

The 1st Cu. take both hands & go half round & back again, then Right & Left, & lead down the 3d Cu. then t

Poyntins Maggot. JJo1.141

Each strain twice.

The 1st Cu. take both hands, the 2d Cu. do the same, and go round in each others places

The same back again

The 1st Man change place with the 2d Wo. the 2d Man with the 1st Wo. and all four turn single

Hands across and turn quite round, then 1st Cu. turn proper

Border Reel. JJo1.142



Each strain twice.

The two 1st Men whole Figure round their partners, then the 1st Man lead his partner thro' the 2d Cu

The two 1st Wo. Figure round the Men, and the Wo. lead her partner thro'

The 1st Man sett to the 2d Wo. and turn single,

The 1st Wo. sett to the 2d Man, and 1st Cu. cast off

The 1st Man takes his partner by both hands, and draws her quite round the 3d Cu. and round the 2d Cu.

Butter'd Beans. JJo1.143



The 1st Cu. clap Hands & Jigg it, then cast off

The 2d Cu. do the same

The 1st Cu. cross over & half Figure through the 2d, then double Figure through the 3d Cu.

The 1st Cu. Right & Left quite round with the 2d Cu. & turn in the 2d Cu. Place

Gang to the Kirk. JJo1.144



Each part twice.

The 1st Cu. foot it upwards and the 2d. Cu. foot it downward at the same time

Then the two Men. foot it to the wall, and the two We. foot it to the wall at the same time

Then the 1st and 2d Cu. hands all four quite round, and the two Men fall back to the wall

And the two We Fall back at the same time

Then cross over and half figure into the 2d. Cu. place

The Good Fellow. JJo1.145



Each strain twice.

The 1st Man take the 2d Wo. by the right hand, and lead between the 2d Man and 1st Wo. cast off in their place

The 1st Cu. run the figure between the 2d, then turn their own 1st Man standing in his own place,

First Man and 2d Wo. cross and go round.

The 1st Man round his Wo. in his own place, & 2d Wo. round her Man into her place, hand half round;

The 2d Cu. cast off; 1st Man cross over with 2d Wo. the 2d Man cross over with the 1st Wo. then turn your c

The Roaring Seas. JJo1.146



Each strain twice.

First Wo. figure thro' 3d Cu. then outside the 2d Wo. to her place,

The 2d Man go the whole figure thro' the 3d Cu. at the same time

First Man and 2d Wo. do the same

First Man take his partner by both hands and lead her on the outside below the 2d Man, s

Set to the 3d Wo. then to the 3d Man, and turn sides quite round

First Wo. cast up and go to her partners place, he follows her at the same time,

They go round each other proper and turn down the Middle

Old Wife Behind the Fire. JJo1.147



The 1st Man sets to the 2d Wo. and turns her

The 1st Wo. does the same with 2d Man

The 1st and 2d Cu. foots it, and clap hands and turn

Then foot it again and clap as before, and 1st Cu cast off

Bacchus Defeat. JJo1.148



Each strain twice.


The 1st Cu. back to back sett and cast off, and Minuet thro' the 3d Cu.

Then cast off below the 3d Cu. and Minuet up to the top and turn

Then the 1st and 2d Men lead thro' the two We. and the two We. lead quick thro' the Men

Then the 1st Cu. whole figure thro' the 2d Cu. and cast of quick and turn

Corelli's Gavot. JJo1.149



Each strain twice.


The 1st Cu. hands across with the 2d Cu. and go the half round

Then the same back again

Then the 1st Man change places quick with the 2d Wo and the 1st Wo. with the 2d Man at the same time;

Then all four go round in their proper places, then right and left with the 2d Cu

The Wheedler. JJo1.150



Each strain twice.

The 1st Cu. back to back with the 2d Cu. and back to back with their own partners and turn

The 1st Cu. turn the 2d Cu. and turn their own partners

Then Meet and sett, all four turn single and clap hands, all four quite round

The 1st Cu. go the figure thro' the 2d Cu. and cross over, and turn their own partners

The Highland Fair. JJo1.151



First and 2d. Cu. Right hands across
 Left hands back again
 Cast off, lead thro' the 3d. Cu. and cast up
 Right and Left at the top

Young Sr. Watkin. JJo1.152

The musical score for 'Young Sr. Watkin. JJo1.152' consists of three staves of music in treble clef, key of D major (one sharp), and common time (C). The melody is written on the first staff, and the accompaniment is written on the second and third staves. The piece concludes with a double bar line.

First and 2d. Cu. hands 4 half round, smae back again. First Cu. cast off and turn
 Set 3 and 3 sideways. Man cast down, Wo. up. Set 3 and 3 top and bottom and turn
 Hands 4 round at bottom and right and left at top

La Beaute Touchant. JJo1.153

The musical score for 'La Beaute Touchant' consists of six staves. The first three staves are in 4/4 time and feature trills (tr) over various notes. The fourth staff begins a section labeled 'Paspied' in 3/4 time. The fifth and sixth staves continue the 3/4 time section, with the sixth staff ending with a 'D.C.' (Da Capo) instruction.

First Cu. foot it and cast off
 Same up again
 Hands 4 1/2 round, that back again
 First Man turn the 2d Wo, with his right hand single his Partner the same with the 2d. Man
 First Cu. lead thro' the 2d. in the Minuet step and cast up
 Second Cu. the same and cast off
 Hands 4 round
 First Man lead off his Partner into the 2d. Cu. Place

Trip to Litchfield. JJo1.154

The musical score for 'Trip to Litchfield' consists of four staves in 2/4 time. The music is characterized by frequent sixteenth-note patterns and eighth-note runs.

First Cu. lead thro' the 2d. Cu. on the inside and cast off on the outside below the 2d. Cu.
 The same up again to the top
 Cross over and turn proper
 Right and Left at top

Merry Meeting. JJo1.155

First Cu. cast off and turn
 Lead thro' the 3d. Cu. cast up and turn
 Hands 6 round and right and left

St Andrew's Day. JJo1.156

First Cu. set and turn 3 with the 2d. Man
 The same with the 2d. Wo.
 Cross over two Cu. lead up and cast off hands 6 round and right and left at top

Jack in the Box. JJo1.157

The musical score for 'Jack in the Box' consists of six staves of music in G major (one sharp) and 2/4 time. The first staff begins with a treble clef and a key signature of one sharp. The music is written in a single melodic line. The second staff ends with a double bar line and repeat dots. The third staff begins with a repeat sign. The fourth staff ends with a double bar line and repeat dots. The fifth staff begins with a repeat sign. The sixth staff ends with a double bar line and repeat dots.

Foot it all four and right ahnds across half round
 Foot it and left hands across back again
 The first Man sets to the 2d. Wo. and turn
 First Wo. does the same with the 2d. Man
 Cross over, "figure proper" right and left

Gid–ns Triumph. JJo1.158

The musical score for 'Gid–ns Triumph' consists of three staves of music in B-flat major (two flats) and 2/4 time. The first staff begins with a treble clef and a key signature of two flats. The music is written in a single melodic line. The second staff begins with a repeat sign. The third staff ends with a double bar line and repeat dots.

First Cu. cast off two Cu. cast up again, cross over and half figure, Right and Left at top
 Hands six round and turn Partners

The Gates Of Edinburgh. JJo1.159

Musical score for 'The Gates Of Edinburgh' in G major, 3/4 time. The score consists of four staves. The first staff begins with a treble clef, a key signature of one sharp (F#), and a common time signature (C). The melody starts with a quarter rest, followed by a series of eighth and quarter notes. The second staff features a triplet of eighth notes marked with a '3' above the notes. The third and fourth staves continue the melody with various rhythmic patterns, including sixteenth and eighth notes, and end with repeat signs.

Hey contrary sides
 Hey on your own side
 Then the Man falls in at Bottom and the Wo. falls in at top, foot it all six and turn your own Partner
 Then the Wo. falls in of the Man's side and the Man of the Wo. side foot it all six and turn your Partner

Puss in a Corner. JJo1.160

Musical score for 'Puss in a Corner' in G major, 3/4 time. The score consists of two staves. The first staff begins with a treble clef, a key signature of one sharp (F#), and a common time signature (C). The melody is composed of quarter and eighth notes, ending with a fermata and the word 'END'. The second staff continues the melody with quarter and eighth notes, ending with a fermata and the word 'D.C.'.

First Man set and turn the 2d. Wo.
 His Partner the same with the 2d. Man
 Cast off, lead thro' the 3d. Cu. and cast up
 Hands four round at top

Gordion Knot. JJo1.161

The musical notation for 'Gordion Knot' is presented in six staves. The first staff begins with a treble clef and a 2/4 time signature. The music consists of a series of eighth and sixteenth notes, with some measures containing beamed eighth notes. The piece concludes with a double bar line and repeat dots.

First Cu. lead thro' the 2d. cast up and turn
 Second Cu. lead thro' the 1st cast off and turn
 Cross over two Cu. lead up and turn
 Hands 4 round at bottom and right and left at top

Scotch Comedy. JJo1.162

The musical notation for 'Scotch Comedy' is presented in three staves. The first staff begins with a treble clef and a 3/4 time signature. The music features a mix of eighth and sixteenth notes, with some measures containing beamed eighth notes. The piece concludes with a double bar line and repeat dots.

First Cu. lead thro' the 2d. Cu. and hands round four with the 3d. Cu.
 Lead up to the top and hands round with the 2d. Cu.
 (Cross over) and turn your Partner
 (Right) hands and left at (the top)

We're all right at Canterbury. JJo1.163



The 1st Cu. turns 3 with the 2d. Wo
 The same to the Man
 Cross over two Cu. lead up to the Top, foot it and cast off
 Lead thro' the bottom Cu. cast up right hand and left with the Top

Walton Bridge. JJo1.164



The 1st Cu. heys with the 2d. Wo.
 The same with the 2d. Man
 Cross over two Cu.
 Lead up to the Top foot it and cast off

No Catchee no Havee. JJo1.165

The musical notation for 'No Catchee no Havee. JJo1.165' consists of five staves of music in treble clef, 6/8 time, with a key signature of one sharp (F#). The first staff begins with a treble clef, a sharp sign, and a 6/8 time signature. The music features a mix of eighth and sixteenth notes, with some beamed sixteenth notes. The second and third staves continue the melody with similar rhythmic patterns. The fourth and fifth staves conclude the piece with repeat signs and final notes.


First Man turns the 2d. Wo. with his right hand, his Partner with his Left
 The Wo. turns the 2d. Man with her right hand and her Partner with her Left
 Cross over half figure
 Lead thro' the 3d. Cu. and cast up and turn your Partner
 Hands round all six
 Right hands and Left at Top

West Street Assembly. JJo1.166

The musical notation for 'West Street Assembly. JJo1.166' consists of four staves of music in treble clef, 6/8 time, with a key signature of one flat (F). The first staff begins with a treble clef, a flat sign, and a 6/8 time signature. The music features a mix of eighth and sixteenth notes, with some beamed sixteenth notes. The second and third staves continue the melody with similar rhythmic patterns. The fourth staff concludes the piece with a final note and a repeat sign.

Cross over one Cu. and turn your Partner
 Cross over again and turn
 Lead up to the Top, foot it and cast off
 Hands all six and turn your Partner
 (Note: Changed the key signature to F, was C in original)

Free and Easy. JJo1.167



Hey contrary sides
 Hey on your own sides
 Cross over two Cu.
 Lead up to the Top, foot it and cast off
 Foot it Corners and turn
 Foot it the other Corners and turn
 Lease out each sides and turn your Partner

Northampton Frolick. JJo1.168



Cast off one Cu. and Hands across with the 3d. Cu.
 Cast up and hands across with the 2d. Cu.
 Cross over half figure
 Right Hand and Left

Albermarle's March. JJo1.169

The 1st strain twice the last but once.
 All four lead up, then back again, the 2d Cu. go round the 1st Cu. into their own places
 The 1st Cu. turn hands at the same time
 Then the 1st Cu. cast off, and go the half figure thro' the 2d Cu. into the 2d Cu. places,
 The 2d Man and 2d Wo. change places at the same time
 (the 1st Cu. being in the 2d Cu. places improper)
 The 1st Man change with the 2d Wo. then the 2d Man change with the 1st Wo.
 Then lead to the wall and back again, then the 1st Cu. cast off back to back and turn

Yellow Joak. JJo1.170

All four hands half round, and foot it
 Then hands the other half round, and turn S.
 Cast off and turn hands
 Then lead thro' the 2d Cu. and cast off, then turn S. the Man to the right and the Woman to the left

Oxford Waits. JJo1.171



The 1st Man clap hands twice to his partner, and turn her by the right hand twice quite round the same sides
 Meet all four corner ways, and turn single, then right and left quite round with the 2d Cu. and turn partners
 The 1st Cu. cast behind the 2d Cu. and 1st and 2d Cu. take hands and foot it round and turn partners

Blue Joak. JJo1.172



The 1st and 2d Men figure thro' the 1st and 2d We. cast off and turn S. in their places
 The We. do the same
 The 1st Man change places with the 2d Wo. and the 2d Man with the 1st Wo.
 Then hands half round and cast off and turn
 Then go the figure thro' the 3d Cu. and turn your partners the tune out

Kind Bacchus. JJo1.173



Each strain twice.

The 1st Man turns the 2d Wo. with his right hand and his partner with his left, and both cast off
 Then the 1st Wo. turns the 2d Man with her right-hand and her partner with her left and both cast up
 The 1st Man change places with the 2d Wo., the 1st Wo. with the 2d Man,
 Then hands all four half round and cast off, then the two Men back to back,
 The We. do the same at the same time
 Then back to each with his own partner, then right and left quite round,
 And lead thro' the 3d Cu. & cast up and turn their partner

Valentines Maggot. JJo1.174



Each strain twice.

The 1st Cu. fall back, and sides with the 2d Cu. then cast of and turn, and sides with the 3d. Cu.
 Then the 1st Man hands round with his partner, and both cast up
 The 1st Man change places with the 2d Wo. and his partner with the 2d Man,
 And all four move round to their own places
 Then 1st Cu. right and left quite round with the 2d Cu. into the 2d Cu. place

I don't care Wither or No. JJo1.175



Hey contrary sides
 Hey on your own sides
 Lead thro' the Top Cu. and cast off and hands round four with the 3d. Cu.
 Lead thro' the Top Cu. and cast off and Right hand and Left

Splash'd Petticoat. JJo1.176



Cast off one Cu. and hands round with the 3d. Cu.
 Cast up and hands round with the 2d. Cu.
 Clap hands to your Partner, cross over one Cu.
 Clap hands again
 Right hand and Left

Seven Stars. JJo1.177
Moon and Seven Stars, aka. JJo1.177



The 1st Man sets to the 2d. Wo. and turn her
The same to the 2d. Man
Cross over two Cu.
Lead up to the Top, foot it and cast off
Foot it Corners and turn, foot it the other Corners and turn
Lead out each side and turn your Partner

Strath Spey Reel. JJo1.178



The 1st and 2d. Cu. foot it all four and hands across quite round
The same back again
Gallop down the Middle up again and cast off
Lead thro' the Bottom and lead thro' the Top and cast off
Foot it Corners and turn
Foot it the other Corners and turn
Lead out each side and turn your Partner

Dumb waiter. JJo1.179



The 1st Man sets to the 2d. Wo. and turns her
 The 1st Wo. does the same with the 2d. Man
 Cross over half figure. Lead thro' the Bottom and cast off foot it to your Partner
 Right hand and Left

Newgate Broth. JJo1.180

Musical notation for 'Newgate Broth. JJo1.180'. The piece is in G major (one sharp) and 6/8 time. It consists of four staves of music. The first staff begins with a treble clef and a key signature of one sharp. The second staff begins with a treble clef and a key signature of one sharp. The third staff begins with a repeat sign. The fourth staff includes a trill ornament (*tr*) over a note.

The 1st Cu. cast off two Cu.
 Lead up the Middle foot it and cast off
 The 1st Man foot it to the 2d. Wo. and Hands round three
 The same to the Man
 Foot it Corners and turn
 Foot it the other Corners and turn
 Hey contrary sides
 Foot it to your Partner and turn it out

Because I was a Bonny Lad. JJo1.181



The 1st Cu. foot it and cast off two Cu. Foot it and cast up again
 Cast off the Wo. falls in between the Bottom Cu. the Man between the Top Cu. and foot it to each other
 Then the Man falls in of the Wo. side and the Wo. of the Man's side and foot it
 Foot it Corners and turn
 Foot it the other Corners and turn
 Lead out each side and turn

No Sure. JJo1.182



First Man sets to the 2d. Wo. and turns her
 The 1st Wo. does the same to the 2d. Man
 Cross over two Cu. Lead up to the Top, foot it and cast off
 Hands round four with 3d. Cu. Right and Left with the 2d. Cu.

Antigua Billy. JJo1.183



Foot it to your Partner clap hands three times and cast off
 The same up again
 Cross over half figure
 Lead thro' the 3d. Cu. and cast up
 Into the 2d. Cu. Place
 Foot it Corners and turn your Partner
 Foot it the other Corners and turn your Partner
 Lead up thro' the 2d. Cu. and cast off
 Right hands and Left with the Top Cu.

Miss Molly Scott's Rant. JJo1.184



Hands across quite round
 The same back again
 Cross over figure in
 Right hands and Left

Whip the Cat. JJo1.185

The 1st and 2d. Cu. foot it and cast off and turn
 Foot it and cast off again and turn
 Cross over up to the Top Right Hand and Left into the 2d. Cu. Place

Merry Wakefield. JJo1.186

Lead thro' the 2d. Cu. and cast up to the Top
 Back to Back and cast off
 Hands round four with the 2d. Cu.
 Right hand and Left

Lilli Burlero. JJo1.187



The 1st Man lead his Partner down thro' the 2d. Cu. and cast up to his own Place and
 Then the 2d. Cu. lead up thro' the 1st Cu. and cast off into their own Places
 Then 1st Man cross over with the 2d. Wo. and the 1st Wo. with the 2d. Man
 Then fall back and meet and turn single
 Then cross over and the Men Back to Back, the We. at the same time doing the like
 Then the two Men right and left, the We. at the same time doing the like
 'till the 1st Cu. comes into the 2d. Cu. Place
 (Note: original time signature 3/4, but written with 6 beats in a bar)

Moll Peatly, the new way. JJo1.188



The 1st Man begins on the We. side
 The 1st Cu. sides to the 2d. Cu. of one side, then on the other side,
 Then hit your tight Elbows together and then your left and turn your left Hands behind and your right Hands
 And turn twice round
 Then your left Elbows together and turn as before and so to the next

Lumps of Pudding. JJo1.189

The 1st Cu. lead thro' the 2d. Cu. and turn single to the first strain once.
 2d. Cu. do the same to the first strain twice.
 The 1st Cu. go the whole figure of eight to the second strain once.
 The 2d. Cu. do the same to the second strain twice.
 All four clap Hands with your Partners to the third strain once
 Then clap sides lead thro' and cast off to the third strain twice

Roger of Coverley. JJo1.190

The 1st Man go below the 2d. Wo. then round her and so below the 2d. Man into his own Place
 Then the 1st Wo. go below the 2d. Man then round him and so below the 2d. Wo. into her own Place
 The 1st Cu. cross over below the 2d. Cu. and take hands and turn twice
 Then lead up thro' and cast off into the 2d. Cu. Place.

Red House. JJo1.191

The musical score for 'Red House. JJo1.191' consists of six staves of music. The key signature is one flat (B-flat) and the time signature is common time (C). The music is written in a single melodic line. The first staff begins with a whole rest, followed by a series of eighth and quarter notes. The second staff continues with similar rhythmic patterns, including a sharp sign (F#) in the fifth measure. The third and fourth staves feature more complex rhythmic figures with eighth notes and beams. The fifth and sixth staves conclude the piece with a final cadence.

The 1st Cu. meet and set and cast off into the 2d. Cu. Place
 Then meet and set again and cast off into their own Places
 The 1st Wo. into the 2d Man's Place, his Wo. Following him
 Then the 2d. Wo. cast up above the 1st Wo. and go below the 1st Man into her own Place,
 The 1st Man following her at the same time
 Then the 1st Cu. and 2d. Man fo the hey till they come into their own Places
 Then the 1st Cu. and 2d. Wo. go the hey on the other side and so cast off into the 2d. Cu. Place

Cheshire Rounds. JJo1.192

The musical score for 'Cheshire Rounds. JJo1.192' consists of two staves of music. The key signature is two sharps (D major) and the time signature is 3/2. The music is written in a single melodic line. The first staff begins with a series of eighth and quarter notes, followed by a half note. The second staff continues with similar rhythmic patterns, including a sharp sign (F#) in the fifth measure. The piece concludes with a final cadence.

The 1st Man casts off and his Partner follows him, the Man foes quite round the Wo. slip up the Middle
 The Wo. casts off and goes quite round the 1st Man slips up the Middle
 The 1st Cu. cross over below the 2d. Cu. and cross up into their own Places again
 The right and left quite round into the 2d. Cu. Place.

Excuse Me. JJo1.193

The musical score for 'Excuse Me. JJo1.193' consists of five staves of music. The key signature is one flat (B-flat) and the time signature is 6/4. The melody is written in a single voice part, featuring a mix of quarter, eighth, and sixteenth notes, with some rests and a final double bar line.

First Man and 1st Wo. cross over and pass into the 2d. Cu. Place
 Then take hands and turn round till the 1st Man is in the 2d. Man's Place and the 1st Wo. in the 2d. Wo. Place
 Then the 2d. Cu. do this over as the 1st Cu. did, the rest doing the same
 Then the 1st Man and 2d. Wo. meet and fall back and turn single
 And the 1st Wo. and 2d. Man meet and fall back and turn single
 Then the 1st Cu. cast off and go down on the outside of the 2d. Cu.
 And go the whole figure till the 1st Wo. comes into the 2d. Wo. Place and the 1st Man into the 2d. Man's Place
 Then the 2d. Cu. cast off and go the whole figure of 8 between the 1st Cu. till they come into the 3d. Cu.
 And slip up the Middle till they come to their own Places again, the rest doing the like

Lord Byron's Maggot. JJo1.194

The musical score for 'Lord Byron's Maggot. JJo1.194' consists of five staves of music. The key signature is two sharps (D major) and the time signature is 6/4. The melody is written in a single voice part, featuring a mix of quarter, eighth, and sixteenth notes, with some rests and a final double bar line.

The 1st Man beckons the 2d. Wo. to him, and she beckons him back again and turn
 The other do the same
 The two Men lead thro the We. and clap hands all four and cast off.

Hunt the Squirrel. JJo1.195



First Man hey on the We. side and the 1st Wo. on the Man's side at the same Time
 The 1st Man hey on the Men's side and the Wo. on the We. side till they come into their own Places
 The 1st Cu. cross over and turn
 The 2d. Cu. do the same
 (Note: There is a line between the above and below text in the original)
 First Man go the figure of 8 on Men's side his Partner follows him at the same Time, then she slips into her o
 The 1st Wo. cast off on the Outside of the 3d. Wo. and half figure with the 3d. and 2d We.,
 Her Partner follows her at the same time, the the Man slips into his own Place
 First Cu. being at the Top, the 1st Man change over with the 2d. Wo. and the 1st Wo. with the 2d. Man
 Then all four Hands half round. 1st Cu. being at Top cast off
 Right and Left quite round and turn your Partner

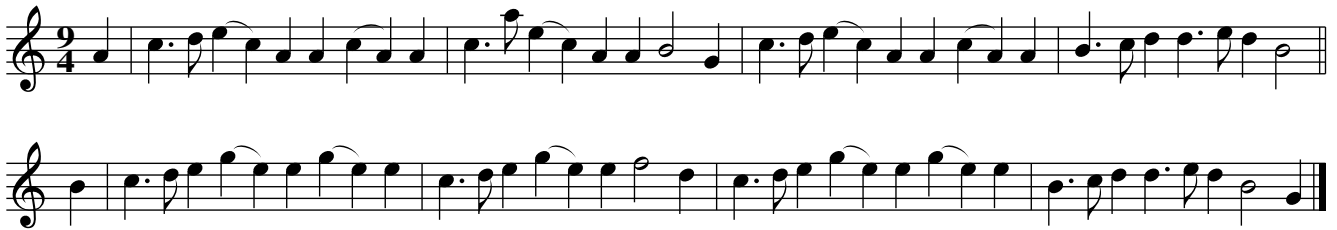
Four Pence Half Penny Farthing or. JJo1.196

Jockey, The



First Man set to the 2d. Wo. then fall back and turn once single, the 1st Wo. and 2d. Man do the like.
 Then 1st Man cross over with the 2d. Wo. and 1st Wo. with the 2d. Man
 Then 1st Cu. being in the 2d. Cu. Place go the half figure and the other Cu. go the half figure thro'
 Then turn their own Partners

Mad Moll. JJo1.187



(Note: the last line of the original is not possible to read!)

The 1st Cu. take hands and draw into the 2d. Cu. Place

The 2d. Cu. at the same Time Hands to the 1st Cu. Place then each Cu. Back to Back with their Partners

The 2d. Cu. do the same which brings the 1st and 2d. Cu. as they began

All four right ands across half round then left, hands across back again to the same

Then the 1st Cu. cross over above the 2d. Cu. to the 2d. Cu. Place

Then go the whole Figure, which brings the 1st Cu. to the 2d. Proper

Prince Eugene's March. JJo1.198



Bury Fair. JJo1.199



Play each strain twice and end with the third strain

The 1st Man cast off and fall between the 3d. Cu. and all 3 hands abreast

The 1st Wo. cast off and fall between the 2d. Cu. and set to one another Face to Face

The 1st Man and 3d. Cu. take all 3 hands and go half round and back again

The 1st Wo. and 2d. Cu. so the same

The 1st Man and 3d. Cu. go the hey, the 1st Wo. and 2d. Cu do the same

Then the 1st Man take his Partner by the hand inthe 2d. Cu. Place and lead her thro' the 3d. Cu. and cast up i

Then lead thro' the other Cu. and cast off into the 2d. Cu. Place

Cold and Raw. JJo1.200



The 1st Cu. go Back to Back with their Partners and the 2d. Cu. do the same and the same time

The 1st Man take hands with his Partner and turn her round, the 2d. Cu. doing the same at the same time

The two We. stand still while the 1st Man goes round about the 2d. Wo. into the 2d. man's Place

And the 2d. Man goes round about the 1st Wo. into the 1st Man's Place

Then all clap hands, then all four take Hands and fo quite round, the We. doing the like